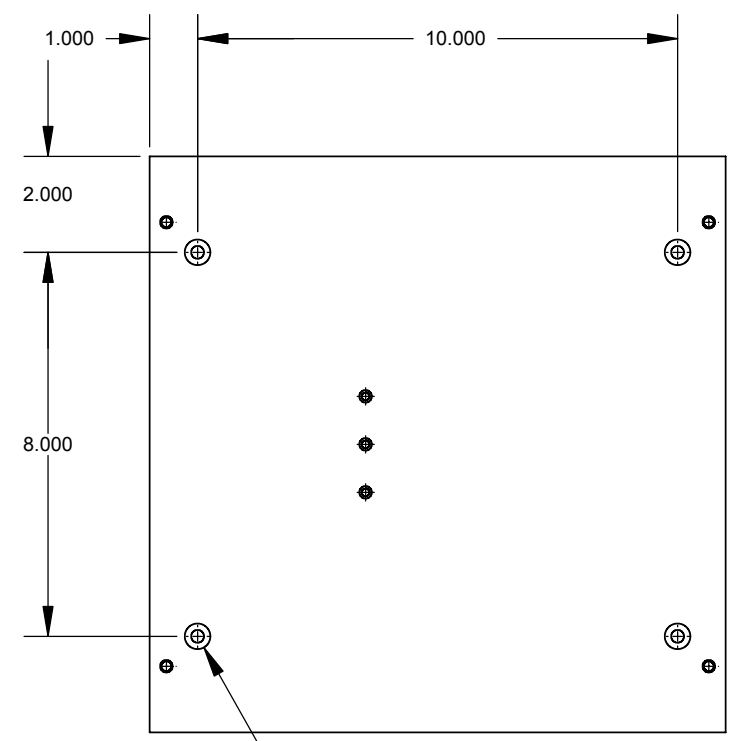
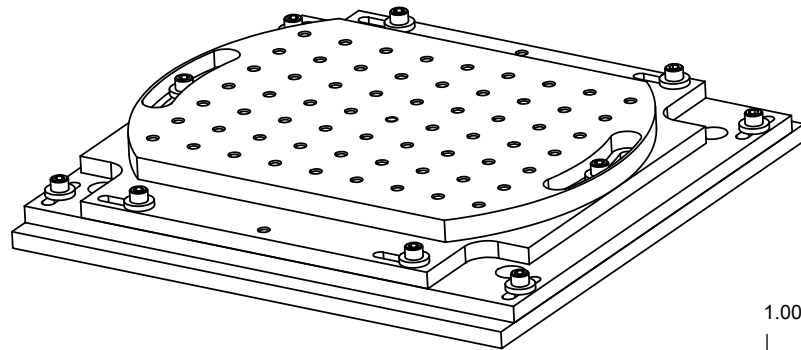
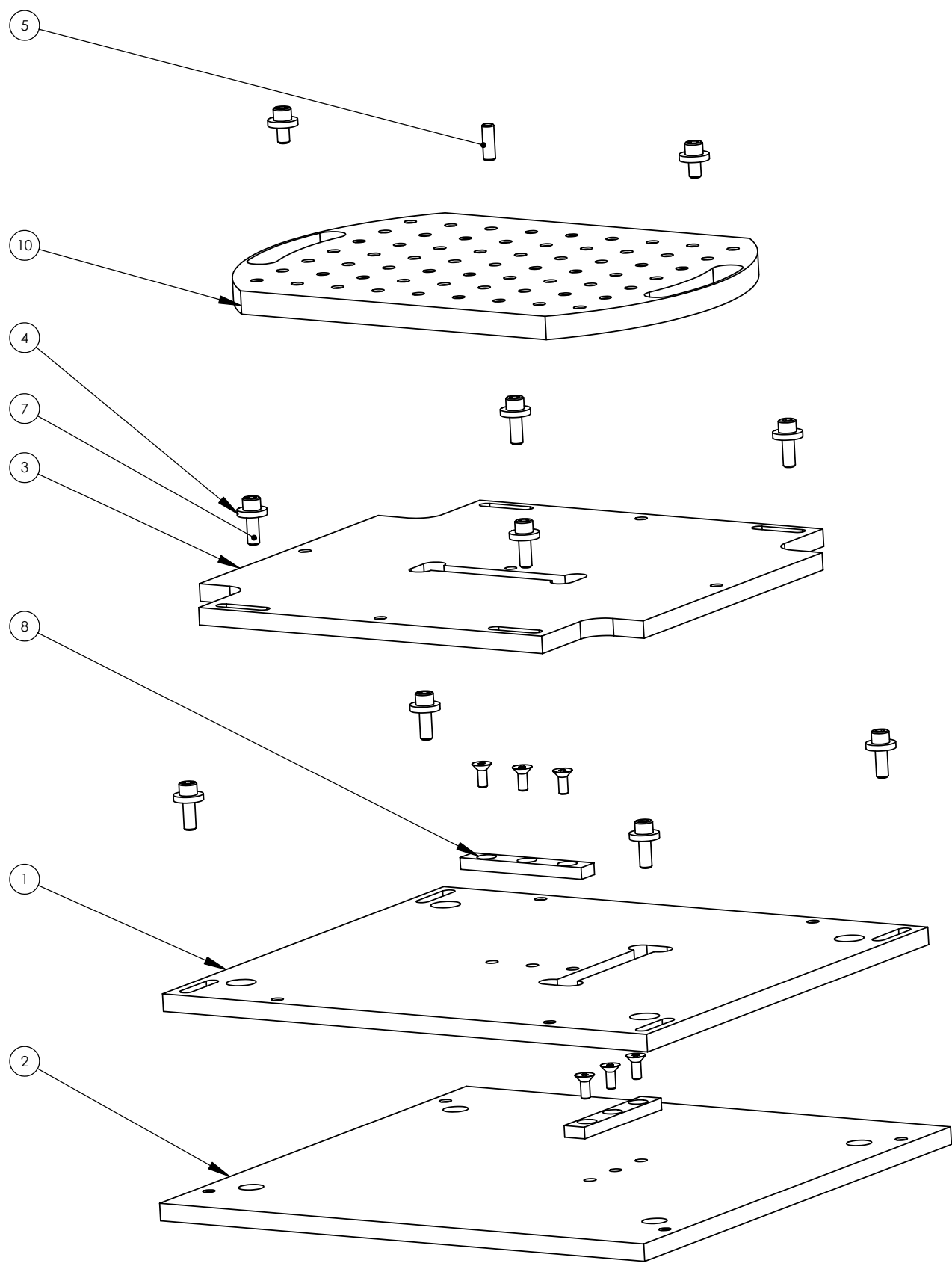


ITEM NO.	QTY.	DESCRIPTION	PART NUMBER
1	1	Y-Plate	23002-002
2	1	Base Plate	23002-001
3	1	X-Plate	23002-003
4	10	.250 Hardened Washer	250 Hardend Washser
5	1	.250 X .750 Dowel Pin	.250 X .750
6	2	1/4-20 X 1.75 SHCS	HX-SHCS 0.25-20x0.5x0.5-N
7	8	1/4-20 X 1.75 SHCS	HX-SHCS 0.25-20x0.75x0.75-N
8	2	Slide Guide	23001-003
9	6	10-32 X .5 SCHCS	SCHCS #10-32x0.5x0.5
10	1	R-Plate	23002-004



4X ϕ .266 THRU ALL
 \checkmark ϕ .531 X 82°
 Mounting Pattern
 Use 1/4 Countersunk Screws for Mounting

PROPRIETARY AND CONFIDENTIAL
 THE INFORMATION CONTAINED IN THIS DRAWING IS THE SOLE PROPERTY OF AFM ENGINEERING, INC. ANY REPRODUCTION IN PART OR AS A WHOLE WITHOUT THE WRITTEN PERMISSION OF AFM ENGINEERING INC. IS PROHIBITED.

DIMENSIONS ARE IN INCHES		NAME	DATE
TOLERANCES:		DRAWN	Irwin 4/11/2005
FRACTIONAL \pm		CHECKED	Irwin 4/11/2005
ANGULAR: MACH \pm BEND \pm		ENG APPR.	
TWO PLACE DECIMAL \pm		MFG APPR.	
THREE PLACE DECIMAL \pm		Q.A.	
MATERIAL		COMMENTS:	
NEXT ASSY	USED ON		
APPLICATION	DO NOT SCALE DRAWING		

AFM Engineering, Inc.		
AFM Engineering Inc.		
8 X 8 XYR Table		
SIZE	DWG. NO.	REV.
B	23002-000	
SCALE: 1:1	WEIGHT: 17.678	SHEET 1 OF 1