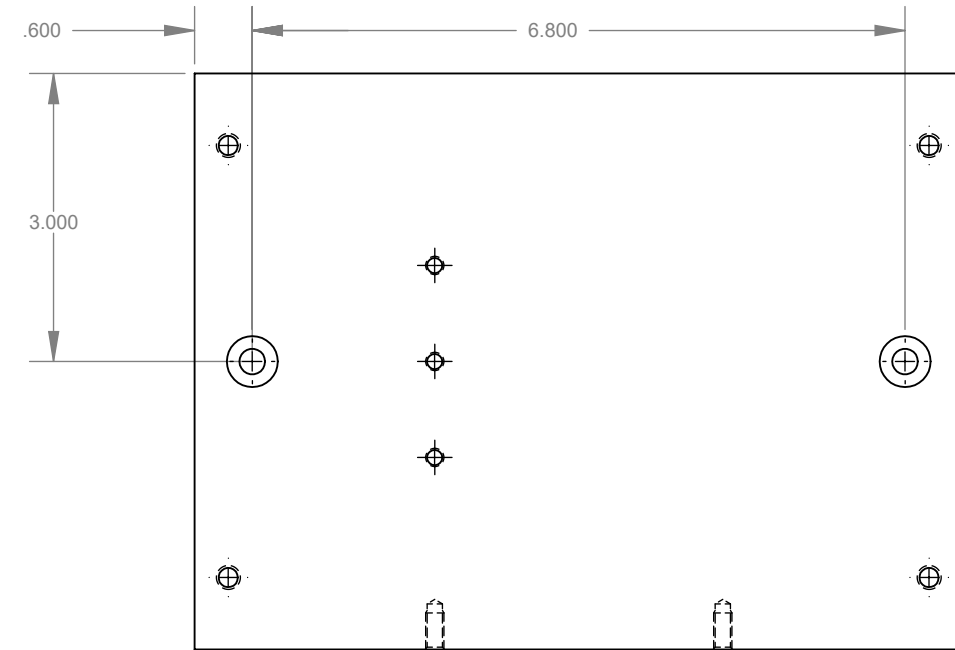
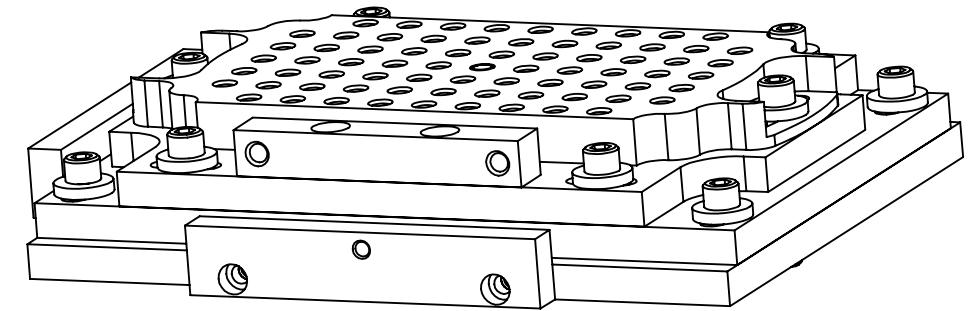
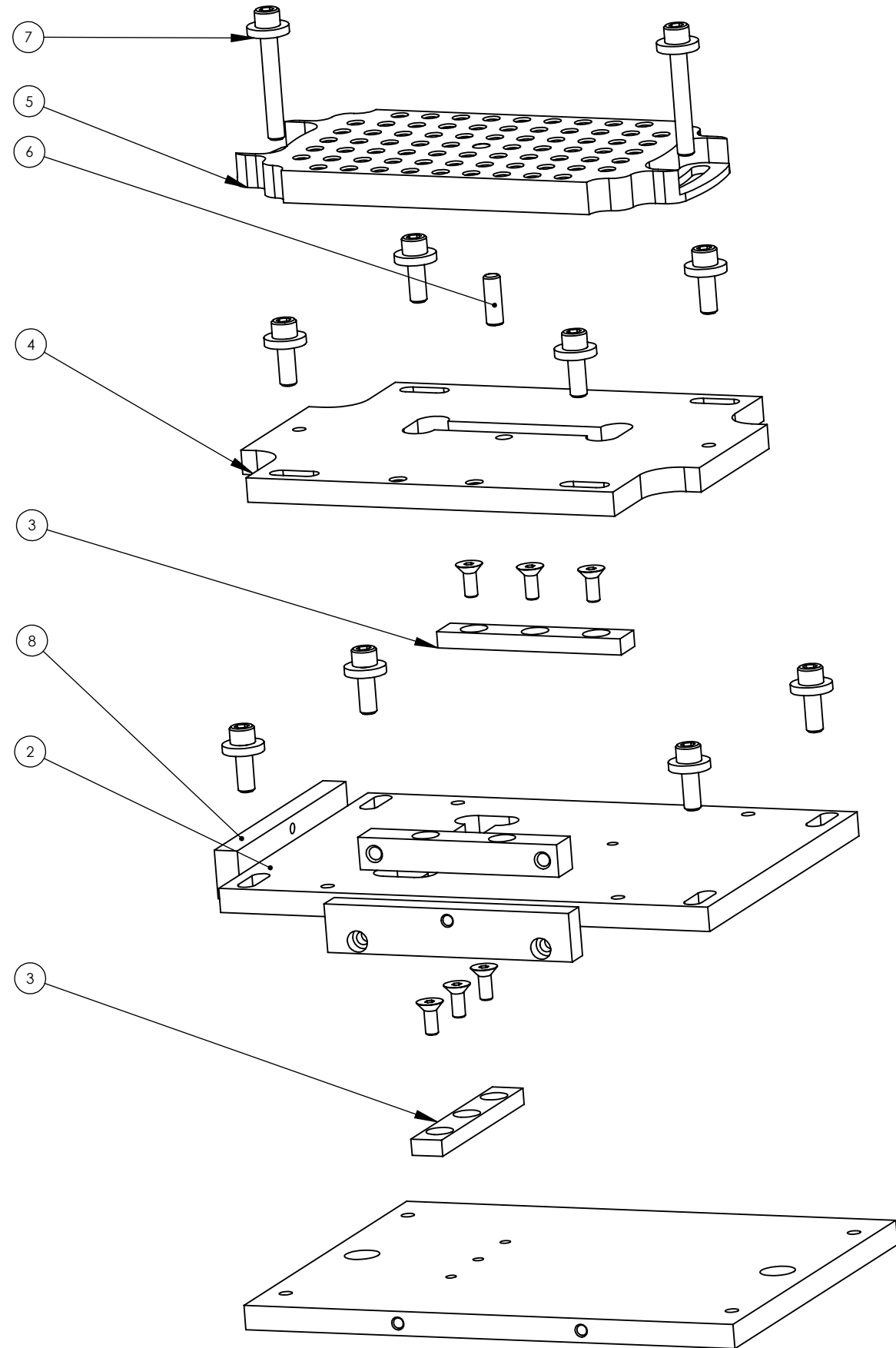


QTY.	ITEM NO.	DESCRIPTION	Partno	PART NUMBER
1	1	Base Plate	104672	23001-001
1	2	Y-Plate	104673	23001-002
2	3	Slide Guide	104674	23001-003
1	4	X Plate	101675	23001-004
1	5	R-Plate	104676	23001-005
1	6	.250 X .750 Dowel Pin		.250 X .750
10	7	.250 Hardened Washer		250 Hardend Washser
2	8	ADJUST PLATE	104677	23001-006
1	9	R ADJUST PLATE	104678	23001-007
8	10			HX-SHCS 0.25-20x0.75x0.75-N
2	11			HX-SHCS 0.25-20x1.75x1.25-N
6	12			SCHCSCREW 0.19-32x0.5x0.5-HX-N



Mounting Pattern
Use 1/4 Countersunk Screws for Mounting

PROPRIETARY AND CONFIDENTIAL
THE INFORMATION CONTAINED IN THIS DRAWING IS THE SOLE PROPERTY OF AFM ENGINEERING, INC. ANY REPRODUCTION IN PART OR AS A WHOLE WITHOUT THE WRITTEN PERMISSION OF AFM ENGINEERING INC. IS PROHIBITED.

		DIMENSIONS ARE IN INCHES		NAME		DATE		AFM Engineering, Inc.	
		TOLERANCES:		DRAWN		4/11/2005			
		FRACTIONAL ±		CHECKED		4/11/2005		AFM Engineering Inc. XYR Location Table, 3.5x5 AFM PART # 101167	
		ANGULAR: MACH ± BEND ±		ENG APPR.					
		TWO PLACE DECIMAL ± .010		MFG APPR.					
		THREE PLACE DECIMAL ± .005		Q.A.				SIZE DWG. NO. B 23001-000	
		MATERIAL		COMMENTS:					
NEXT ASSY		USED ON		FINISH				SCALE: 1:1 WEIGHT: 5.763 SHEET 1 OF 1	
APPLICATION		DO NOT SCALE DRAWING							